
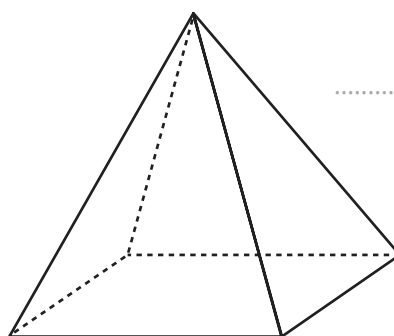
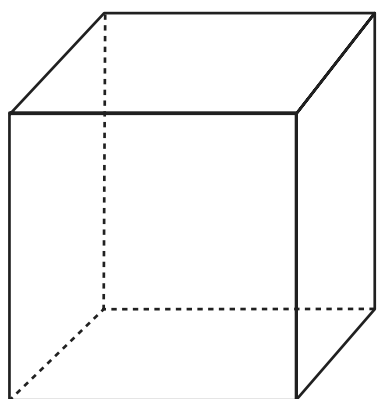
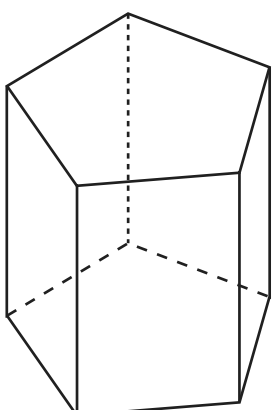
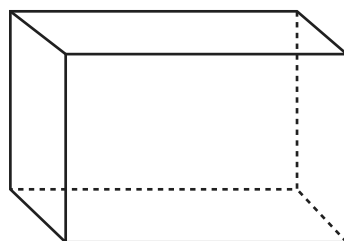


Le figure solide

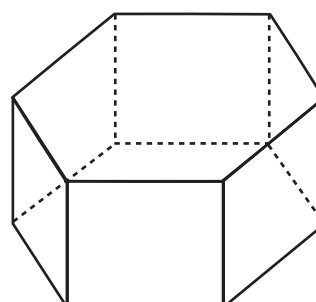
1. Osserva i poliedri, scrivi il nome sui puntini e segna con il blu i vertici, con il rosso gli spigoli, poi colora di verde il piano d'appoggio (faccia) e la faccia a esso parallela.



.....



.....



.....

.....

.....

2. Completa ora la tabella dei poliedri.

Nome poliedro	Numero facce	N. coppie di facce parallele e congruenti	Numero spigoli	Numero vertici
Cubo				
Piramide				
Parallelepipedo				
Prisma triangolare				
Prisma pentagonale				
Prisma esagonale				