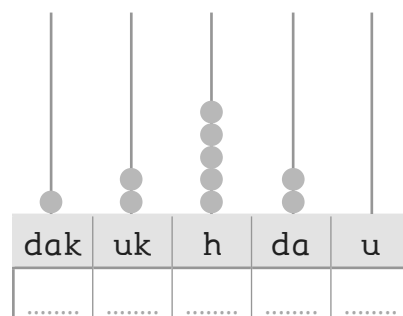
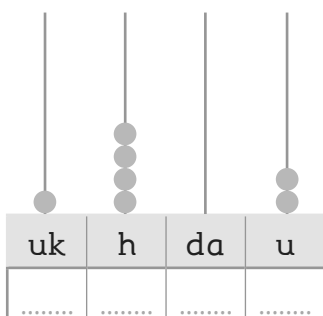
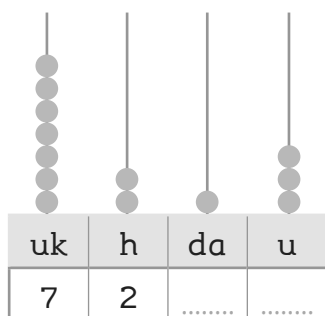
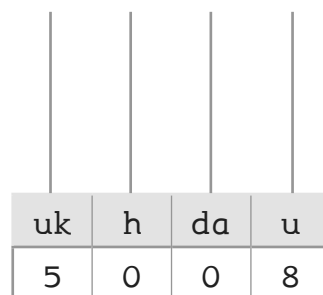
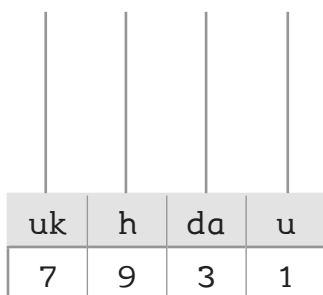
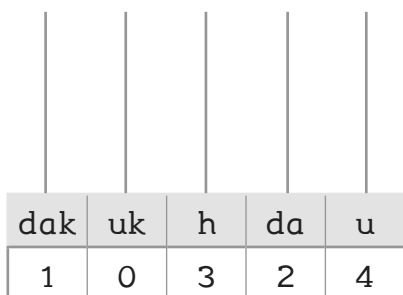


Il sistema di numerazione

1. Scomponi il numero rappresentato con l'abaco. Segui l'esempio.



2. Rappresenta i numeri con l'abaco.



3. Segui le indicazioni e ricomponi il numero.

- 4 dak, 8 uk, 4 h, 7 da, 1 u → 48 471
- 7 uk, 8 h, 2 da, 3 u →
- 6 hk, 7 dak, 4 uk →
- 3 dak →
- 9 uk, 2 h, 3 da, 4 u →
- 7 dak, 8 uk, 4 da, 3 u →
- 2 hk, 6 dak, 7 uk, 4 h →

4. In ogni numero cerchia la cifra indicata.

- 7 dak → 172 437
- 6 u → 18 676
- 3 da → 31 530
- 1 hk → 131 896
- 9 uk → 109 199
- 4 h → 15 424

5. Leggi i numeri, poi scrivi in lettere.

- 1 500 → millecinquecento
- 7 300 →
- 9 000 →
- 10 000 →
- 12 700 →
- 25 810 →